

INCOMING ROMANIA

Country and People¹

Capital	Bucharest (1,94 million inhabitants)
Area	238.390 km ²
Inhabitants	19.6million (2017) / (growth rate -0.3%)
Mean age	41.1 years
Economy	GDP per capita: 10,771 Euro* (GDP growth rate +4.4% 2018)*
Unemployment rate	4.4% (2019)*
Inflation rate	3.4% (2019)*

* Estimation

GENERAL TRAVEL BEHAVIOUR

- Intensity of travel abroad 34.3% (resident population from 15 years on) = 0.3 trips per person

Destinations of trips abroad in 2017

rank 1 – Hungary

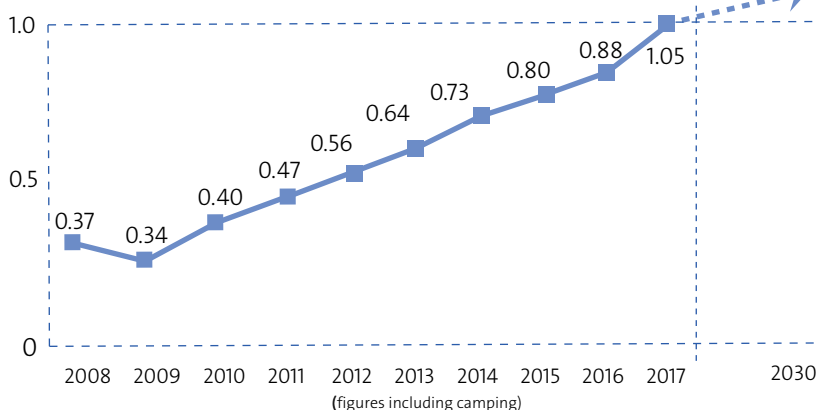
rank 2 – Germany

rank 3 – Bulgaria

rank 4 – Italy

DESTINATION GERMANY

Overnight stays – current and long-term development
in millions



- Year 2017: 323,306 arrivals from Romania / 1,046,606 overnight stays (camping included)
- Volume of overnight stays: Increase 2008–2017: +185.0%; growth 2016–2017: +18.6%;
- Total sales turnover for incoming trips: round 0,5 billion Euro (2017)
- DZT forecast until 2030: 1.6 m overnight stays

MOST POPULAR DESTINATIONS IN 2017

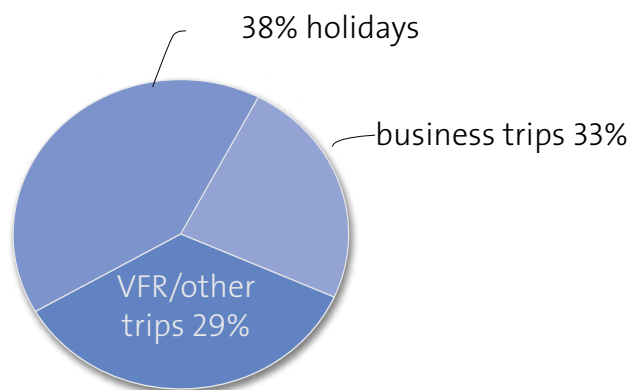
Federal states ³	
rank 1: Bavaria with 28.2% of all overnight stays	rank 3: North Rhine-Westphalia with 13.0% of all overnight stays
rank 2: Baden-Württemberg with 16.4% of all overnight stays	rank 4: Hesse with 12.1% of all overnight stays

Purpose of all incoming trips

- 38% holiday trips, 33% business trips, 29% VFR/other trips
(Only one answer possible. Deviations from 100% due to rounding.)
- Business trips: 65% traditional business trips, 35% promotable business trips, of which:
75% conferences/congresses/seminars, 13% exhibits/trade fairs, 13% incentive
- Holiday trips:
16% holidays in tourist regions, 27% touring holidays, 45% holidays in city/visit of an event

Booking-behaviour, main mode of transport, accommodation during holiday trips

- 85% of all holiday trips are booked in advance; 74% online booking
- 51% car, 42% plane, 5% coach
- 75% accommodation paid for (49% hotel)



INCOMING SERBIA

Country and people¹

Capital	Belgrade (1.1 million inhabitants)
Area	77.474 km ²
Inhabitants	7.0 million (2017) / (growth rate -0,5%)
Mean age	42.6 years
Economy	GDP per capita: 7,356 US\$ 2019*(GDP growth rate +3.5% 2019)*
Unemployment rate	14.0% (2019)*
Inflation rate	3.0% (2019)* * Estimation

GENERAL TRAVEL BEHAVIOUR

- Intensity of travel abroad 52.8% (resident population from 15 years on) = 0.5 trips per person

Destinations of trips abroad in 2017

rank 1 – Montenegro

rank 2 – Greece

rank 3 – Bulgaria

rank 7 – Germany

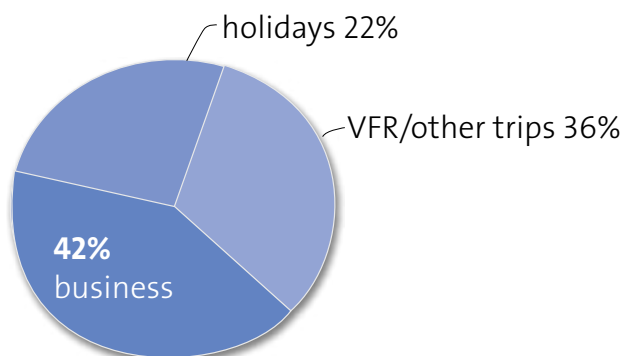
DESTINATION GERMANY

Purpose of all incoming trips

- 22% holiday trips, 42% business trips, 36% VFR/other trips
(Only one answer possible. Deviations from 100% due to rounding.)
- Business trips: 71% traditional business trips
29% promotable business trips, of which: 100% exhibits/trade fairs
- Holiday trips: 41% holidays in city/visit of an event, 18% touring holidays
29% holidays in tourist regions

Booking-behaviour, main mode of transport

- 86% of all holiday trips are booked in advance; 64% online booking
- 43% car, 30% plane, 27% coach



INCOMING BULGARIA

Country and people¹

Capital	Sofia (1.2 million inhabitants)
Area	110,879 km ²
Inhabitants	7.1 million (2017) / growth rate -0.6%
Mean age	42.7 years
Economy	GDP per capita: 8,000 Euro (GDP growth rate +3.7% 2019*)
Unemployment rate	5.3% (2019)
Inflation rate	1.8% (2019)

GENERAL TRAVEL BEHAVIOUR

- Intensity of travel abroad (resident population from 15 years on) = 0.9 trips per person

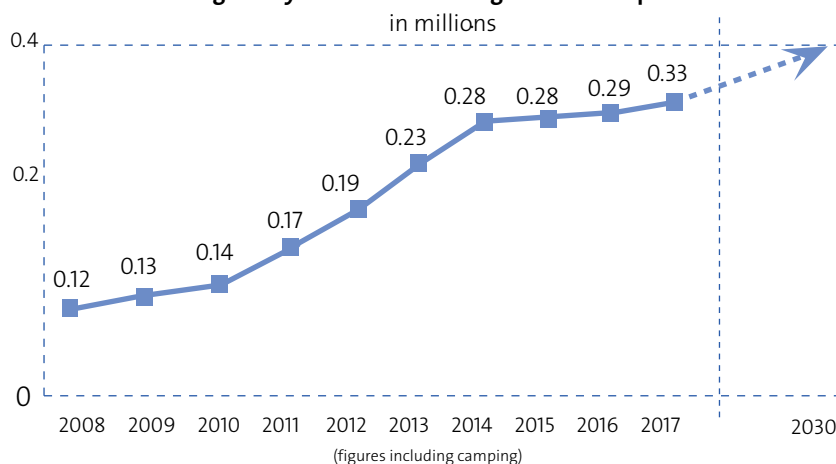
Destinations of trips abroad in 2017

- rank 1 – Greece
- rank 2 – Turkey

- rank 3 – Germany
- rank 4 – Italy

DESTINATION GERMANY

Overnight stays – current and long-term development



- Year 2017: 105,269 arrivals from Bulgaria / 334,741 overnight stays (camping included)
- Volume of overnight stays: Increase 2008–2017: +173.0%; growth 2016–2017: +14.6%;
- Total sales turnover for incoming trips: round 0.3 billion Euro (2017)
- DZT forecast until 2030: 0.5 m overnight stays

MOST POPULAR DESTINATIONS IN 2017

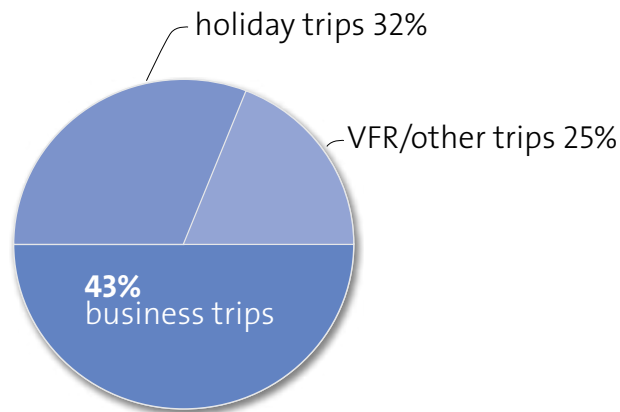
Federal states ³	
rank 1: Bavaria with 22.7% of all overnight stays	rank 3: Baden-Württemberg with 13.8% of all overnight stays
rank 2: Hesse with 15.4% of all overnight stays	rank 4: Berlin with 12.5% of all overnight stays

Purpose of all incoming trips

- 32% holiday trips, ■ 43% business trips, ■ 25% VFR/other trips
(Only one answer possible. Deviations from 100% due to rounding.)
- Business trips: 65% traditional business trips, 35% promotable business trips, of which:
73% conferences/congresses/seminars, 18% exhibits/trade fairs, 9% Incentive
- Holiday trips:
8% holidays in tourist regions, 29% touring holidays, 52% holidays in city/visit of an event

Booking-behaviour, main mode of transport, accommodation during holiday trips

- 77% of all holiday trips are booked in advance; 70% online booking
- 31% car, 63% plane, 4% coach
- 59% accommodation paid for (45% hotel)



INCOMING CROATIA

Country and People¹

Capital	Zagreb (790,000 inhabitants)
Area	56,594 km ²
Inhabitants	4.1 million (2019) / (growth rate -0.5%)
Mean age	43 years
Economy	GDP per capita: 12,902 Euro 2019 (GDP growth rate 2.7% 2019)*
Unemployment rate	8.5% (2019)*
Inflation rate	1.5% (2019)* *Estimation

GENERAL TRAVEL BEHAVIOUR

- Intensity of travel abroad (resident population from 15 years on) = 0.9 trips per person

Destinations of trips abroad in 2017

rank 1 – Germany

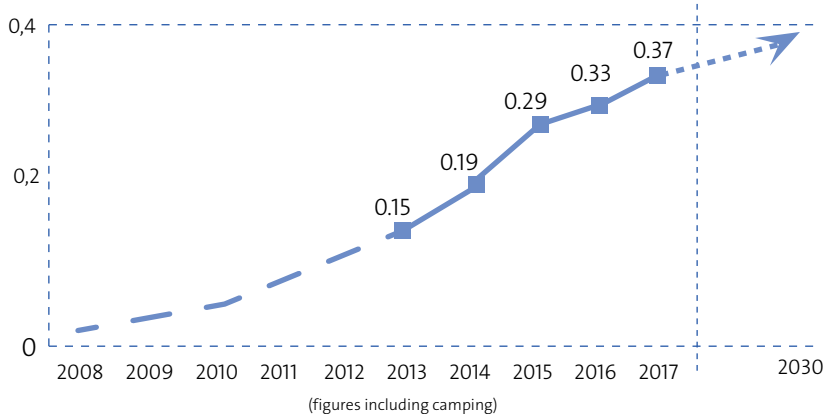
rank 2 – Italy

rank 3 – Austria

rank 4 – Bosnia-Herzegovina

DESTINATION GERMANY

Overnight stays – current and long-term development in millions



- Year 2017: 112,245 arrivals from Croatia / 370,714 overnight stays (camping included)
- Volume of overnight stays: growth 2016–2017: +12.6%;
- Total sales turnover for incoming trips: round 0.7 billion Euro (2017)
- DZT forecast until 2030: 0.3 m overnight stays

MOST POPULAR DESTINATIONS IN 2017

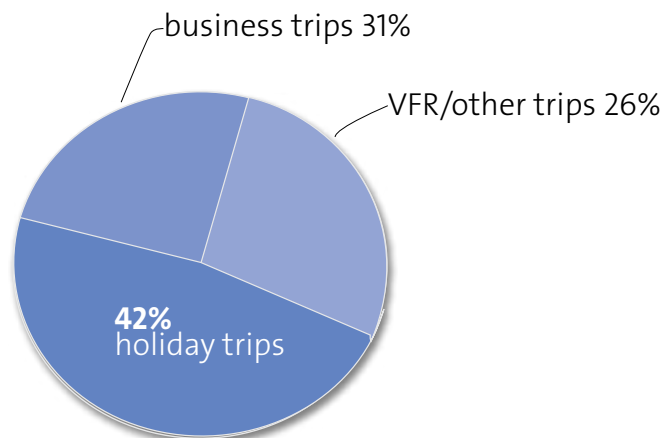
Federal states ³	
rank 1: Bavaria with 35.8% of all overnight stays	rank 3: Baden-Württemberg with 15.2% of all overnight stays
rank 2: Hesse with 15.6% of all overnight stays	rank 4: North Rhine-Westphalia with 11.3% of all overnight stays

Purpose of all incoming trips

- 42% holiday trips, ■ 31% business trips, ■ 26% VFR/other trips
(Only one answer possible. Deviations from 100% due to rounding.)
- Business trips: 50% traditional business trips, 50% promotable business trips, of which:
64% conferences/congresses/seminars, 27% exhibits/trade fairs, 8% incentive
- Holiday trips: 12% holidays in tourist regions, 20% touring holidays, 44% holidays in city/visit of an event

Booking-behaviour, main mode of transport, accommodation during holiday trips

- 69% of all holiday trips are booked in advance; 50% online booking
- 63% car, 20% plane, 1% train, 16% coach
- 45% accommodation paid for (28% hotel)



INCOMING BOSNIA AND HERZEGOVINA

Country and People¹

Capital	Sarajevo (650,000 inhabitants)
Area	51,129 km ²
Inhabitants	3.8 million (2017) / (growth rate -0,2%)
Mean age	42.1 years
Economy	GDP per capita: 4,837 US\$ 2018 (GDP growth rate +2.6% 2018)*
Unemployment rate	26.1% (2018)*
Inflation rate	1.2% (2018)* *Estimation

GENERAL TRAVEL BEHAVIOUR

- Intensity of travel abroad (resident population from 15 years on) = 0.5 trips per person

Destinations of trips abroad in 2017 – market share of all trips

- rank 1 – Montenegro
- rank 2 – Germany
- rank 3 – Croatia
- rank 4 – Austria

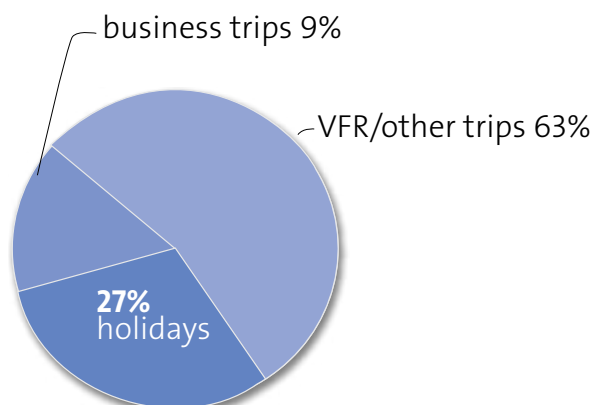
DESTINATION GERMANY

Purpose of all incoming trips

- 27% holiday trips, 9% business trips, 63% VFR/other trips
(Only one answer possible. Deviations from 100% due to rounding.)
- Business trips: 100% traditional business trips
- holiday trips: 11% holidays in tourist regions, 59% touring holidays

Booking-behaviour, main mode of transport, accommodation during holiday trips

- 58% of all holiday trips are booked in advance; 35% online booking
- 34% car, 31% coach, 32% plane
- 17% accommodation paid for (8% hotel)



INCOMING MONTENEGRO

Country and People¹

Capital	Podgorica (170,000 inhabitants 2012)
Area	13,812 km ²
Inhabitants	645,000 (2016) / (growth rate -0.4%)
Mean age	40.7 years (2017)
Economy	GDP per capita: 6,672 EUR (BIP GDP growth rate +2.4% 2018)*
Unemployment rate	17.6% (2015)
Inflation rate	1.6% (2018)* *Estimation

No data for trips abroad and to Germany.

CONTACT

Deutsche Zentrale für Tourismus e.V.

Beethovenstraße 69
 60325 Frankfurt am Main
 E-Mail: Mafo@germany.travel
www.germany.travel

REFERENCE

World Travel Monitor 2017, IPK International; also:

¹ www.cia.gov, www.gtai.de

² German Federal Statistics Office 2009-2018 / German State Offices 2018

Supported by:



on the basis of a decision
by the German Bundestag

Reiseland Deutschland
© Deutsche Zentrale für Tourismus e. V.